

# Reception

## Phonics Phases 2, 3 and 4



# Literacy Early Learning Goal

## **Early Learning Goal – Word Reading**

-Say a sound for each letter of the alphabet and at least 10 diagraphs.

-Read words consistent with their phonic knowledge by sound-blending.

Read aloud simple sentences and books that are consistent with their phonic knowledge, including some common exception words.

## **Early Learning Goal – Writing**

-Write recognisable letters, most of which are correctly formed.

-Spell words by identifying sounds in them and representing the sounds with a letter or letters.

-Write simple phrases and sentences that can be read by others.

# Phase 2



- Reading & Writing of CVC words
- Recognition of letter sounds

**cat**

**man**

**bus**

**The dog ran on the bus.**





# Tricky Words

- These words need to be learned by sight. Sing along to the songs Tricky Words Phase 2 Song

## Tricky Words Phase 3 Song

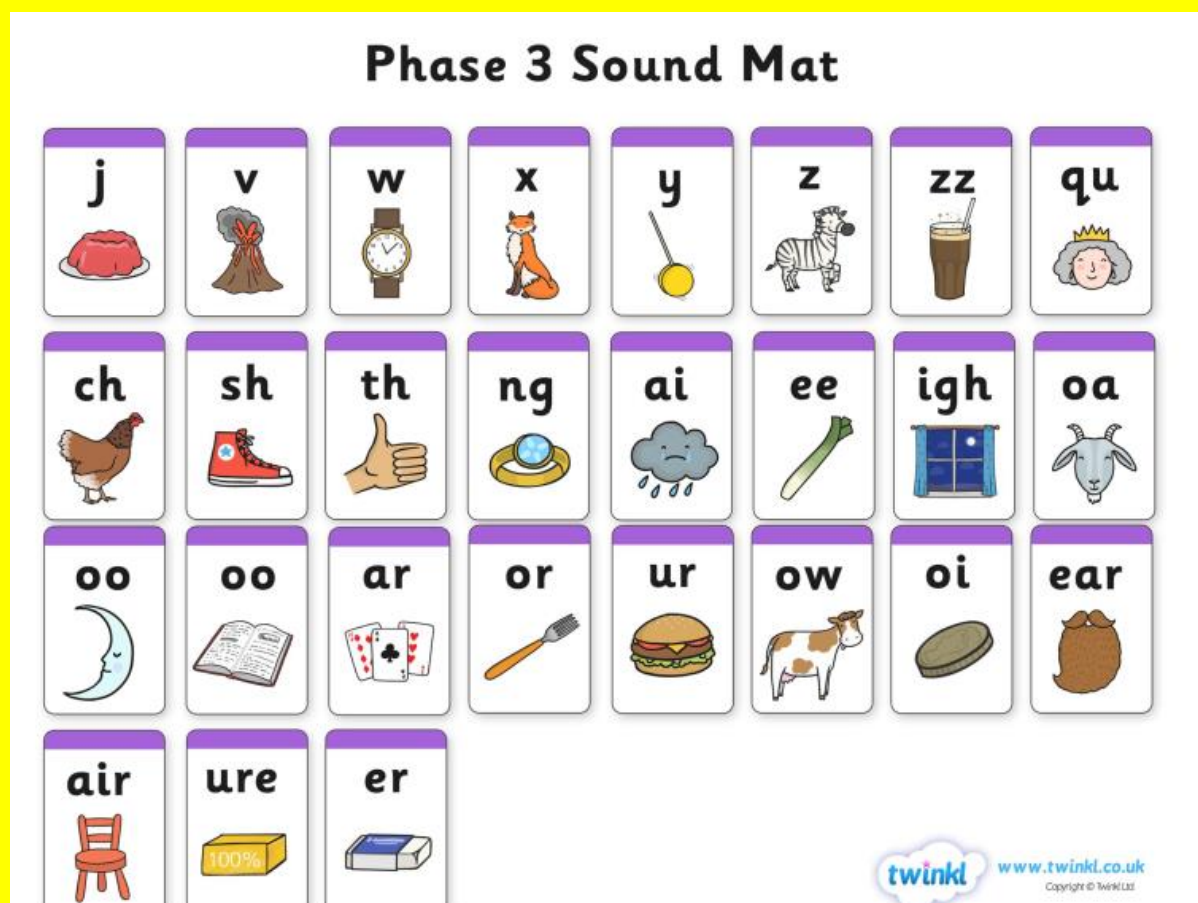
- **Phase 2 Tricky words:**

I, the, go, to, into, no

- **Phase 3 Tricky words:**

he, she, me, be, we, you, they, are, was, all, her,  
they, my

- Phase 3 - sounds that are represented by more than 1 letter
- Important that children constantly revise the sounds. Watch this powerpoint with your child [Phonic Phase 3 Diagraphs](#) and the Jolly Phonic Songs [Jolly Phonic Songs](#)



# Listening for a sound in a word...

Can you hear an 'oa' in these words?

toad      road      tail      goat

Which other sounds can you hear?

Use sound talking hands

# Is it a real word?

rain

nain

rail

paim

If so, what does it mean? Can you put it in a sentence?

Playing the Phonic Play games help the children to blend the sounds together. Some of the games are free.Phonics Play


# Reading and understanding a sentence.

Can a toad jump in the rain?

- Count the words
- Identify tricky words
- Use 'Sound Talking Hands'
- Thumbs up or thumbs down.



# Applying to writing




goats in the farmyard

Encourage 'having a go'. Lots of praise for using the strategies!

When writing 2 syllable words clap out the beats to split up the word e.g farmyard-farm & yard.

# Phase 4

Words that contain adjacent consonants



# Phase 4 Words

Words that contain adjacent consonants

**tent** CVCC show t-e-n first then reveal the 't' afterwards.

**spin** CCVC show p-i-n first then reveal the 's' afterwards.

Spell 2 syllable phase 4 words by clapping the word e.g. split the word 'desktop' into 'desk' & 'top'.

Read sentences by identifying any tricky words (to) & repeating words already read until sentence is complete.

**'It is fun to camp in a tent'**

# Phase 4 Tricky Words

Listen to the Phase 4 song Phase 4 Tricky Word Song



These words need to be learned by sight:

**said go so do have like**

**some come were there little**

**one when out what**

# Make it fun!

- Lead and read by example
- If they see you reading then they will see reading as important
- Read to your child and talk about the book - discuss what could happen next - let them join in familiar words that are repeated
- Reading from memory at this stage is OK
- Let them have a go and don't prompt too quickly
- Go on the Reading Egg Phonic Programme to complete activities at their level.