

Nursery Curriculum September 2021



What your child needs to bring to school:

- A water bottle with water only inside -No Juice (labelled with their name)
- A packed lunch unless they are having a school lunch

Please ensure they have appropriate clothing to wear outside as a lot of the Early Years Curriculum involves playing outdoors. In the colder weather, they will need their coat, hats and mittens or gloves.

Please ensure all of their clothing, water bottles, packed lunches and bags are labelled.

Days and Times

Days from the week beginning 20th September	Monday	Tuesday	Wednesday	Thursday	Friday
	Blue Group (9:00-3:00pm)	Blue Group (9:00-3:00pm)	Blue Group (9:00-3:00pm)	Blue Group (9:00-3:00pm)	Blue Group (9:00-3:00pm)
	Red group (9:00-3:00pm)	Yellow Group- (9:00-3:00pm)	Yellow Group (9:00-11:30am)	Red Group (9:00-3:00pm)	Yellow Group (9:00-3:00pm)
			Red Group (12:15-3:00pm)		

Gate Opening Times;

Monday, Tuesday, Thursday and Friday - 8:50-9:00 - 2:50-3:00

Wednesday am – 8:50-9:00 – 11:30

Wednesday pm – 12:15 – 2:50-3:00

What happens during the day ?

Timetable from 20th September 2021

8:50-9:00 -Playing outside/inside

9:00-Tidy Up, Line up & Sanitise hands as they enter school.

9:00-9:30-Play in the classroom, KG to do register

9:30-9:50 - Gather round to look at visual timetable. Sit in circle for: Prayer, wake up shake up and whole class phonics

9:50- 10:10- Snack and story

10:10- 11:15- Teacher Directed and child initiated play inside and outside.

11:15- 11:30- RE

11:30 - 11:45- Toileting and song time

11:45-12:15- **Lunchtime**

12:15-1:00- Story and outdoor play

1:00-1:15Dough Disco/Mindfulness (small Groups)

1:15-1:30-Maths Whole Class

1:30-2:20-Indoor & Outdoor Play-free choice.

2:35-2:45-Tidy up

2:45-2:50- Getting Ready for Home Time

2:50-3:00- Home Time

Wednesday is half a day for the Red and Yellow groups, so the timetable is a little different on that day.

We use a Visual Timetable to show the children what is happening every day.

This is really useful and helps the children with routines.



The Nursery Curriculum

The Development Matters statements from birth -three and three - four are used in Nursery. These statements are used for learning, development and care of the children. The areas of learning are divided into prime and specific areas of learning.



Prime Areas of Learning

- **Personal, Social and Emotional Development- PSED** (Self-Regulation, Managing self, Building Relationships)
- **Physical Development-PD** (Gross Motor Skills, Fine Motor Skills)
- **Communication and Language-CAL** (Listening and Attention and Understanding, Speaking)

Specific Areas of Learning

- **Literacy** (Word Reading, Writing, Comprehension)
- **Mathematics** (Numbers, Numerical patterns)
- **Understanding the World** (People, Culture and Communities, The Natural World, Past and Present)
- **Expressive Art and Design** (Creating with Materials, Being Imaginative and Expressive)

We plan topics that we think will engage and interest the children. Some of the activities the children participate in will be adult led while others may be initiated by the child. The Topic overview can be seen in the Nursery/Reception, Nursery September 2021 section of the website. The topic overview shows you the Development Matters we are hoping the children will achieve and the activities they might participate in to develop these outcomes.



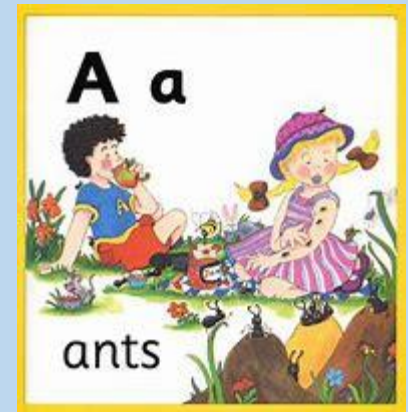

The topic we are focusing on to start our Nursery Journey is 'Myself'



The next topic we will be looking at will be based around Autumn.

Phonics, Maths and Literacy Sessions

- The children have a daily Phonics, Maths and Literacy session which is taught in small groups.
- The sessions are very short and interactive.
- We differentiate the teaching so that all of the children can access the teaching and everyone can make progress.



Religious Education.


Religious Education and Collective Worship are very important parts of our curriculum, as well as being integral to our spiritual life in school. We'd like to outline the things which happen in our EYFS so that you can support your child on their spiritual journey through school.

- Nursery cover some of the topics in the "Come and See" RE Curriculum: "Myself", "Birthday", "Celebrating", "Growing" and "Our World". We also learn about Islam and Judaism
- We make the Sign of the Cross before every prayer. We use the words "From my head to my heart, from my shoulder to my shoulder, I love you Lord Jesus". In the Summer term we move on to using the traditional words, "In the name of the Father, and of the Son, and of the Holy Spirit."



Religious Education cont...

- Every morning, the children say our School Prayer.
- At the end of the school day, the children join in with an Evening Prayer. This can take the form of a simple prayer suggested by a child, or after reflection on the day's events, a simple litany, e.g. *Teacher: "for our friends" Children: "Thank you God"*
- Before we eat, we say the Lunchtime Prayer.
- We take part in two liturgies during the school year.



Model good language

- Use new vocabulary in a way your child will understand.
- Use more complex sentences when talking to your child, for example linking ideas using words like 'because' and 'but'.
- Model good turn taking.



Reading

- Read with your child.
- Share books together.
- Talk about the pictures.
- Who, what and where?
- Think about what might happen next.
- How might the characters feel?



Look at numerals in the environment and count groups of objects

- Numbers are everywhere! If you see a number which means something to your child, point it out and explain why it's special, e.g. number 3 because they are 3!
- Help your child to point to each object as they are saying the number name.
- Encourage children to state how many is in the set altogether.



Encourage your child to mark make

- Children love to make marks with all sorts of things - pens, pencils, chalk, shaving foam, flour...the list is endless!
- Mark making is the first step towards writing.
- When using pens and pencils, encourage your child to use the three fingered tripod grip.



Clear expectations of behaviour

- Positive praise
- Stickers (added to the child's Star Jar in class)
- Cubes in the jar
- Time out when necessary




Help them to become independent

- Spend some time teaching them to put their coat on.
- Can they show you how they can put their own shoes on?
- Encourage them to ask if they want help with something.
- Continue to encourage them to use the toilet independently.
- Please make sure all clothing is clearly named.



PLAY

- Let your child lead the game and respond to their interests.
- There are photos on the school website & Facebook that show a variety of activities that the children are participating in.





Safeguarding

- Medicines to be administered must be prescribed to your child & forms signed.
- Attendance-If your child can't attend school parents must inform the school office.
- Collecting - if changes are made, **you must contact the school** and let us know who is collecting your child. Passwords have been provided.
- No jewellery. Earrings must be removed or taped over.
- No Mobile phones to be used in school.
- We follow the signed photo consent agreement for Learning Journeys.

School Website

www.stcuthbertsk.newcastle.sch.uk



EYFS Section

- Find photographs of activities the children have been doing in 'Nursery Class September 2021','Nursery Autumn Term Photographs'. They are split into the topics covered throughout the term.
- Phonic Guidance
- Topic overviews showing the Development Matters the children are learning.
- Newsletters
- EYFS Curriculum
- Policies
- RE powerpoints with photographs & text showing the activities the children have participated in for each topic.

School Facebook & Twitter

If you would like to be view the posts on Facebook then search for St Cuthbert's Catholic Primary School and ask to join the group. This is a closed group that only allows the families of St Cuthbert's pupils to view any posts.

Facebook and photographs posted in the EYFS section of the website are a good way of seeing what activities the children have been doing at school.

We also have a school Twitter account for parents to follow.